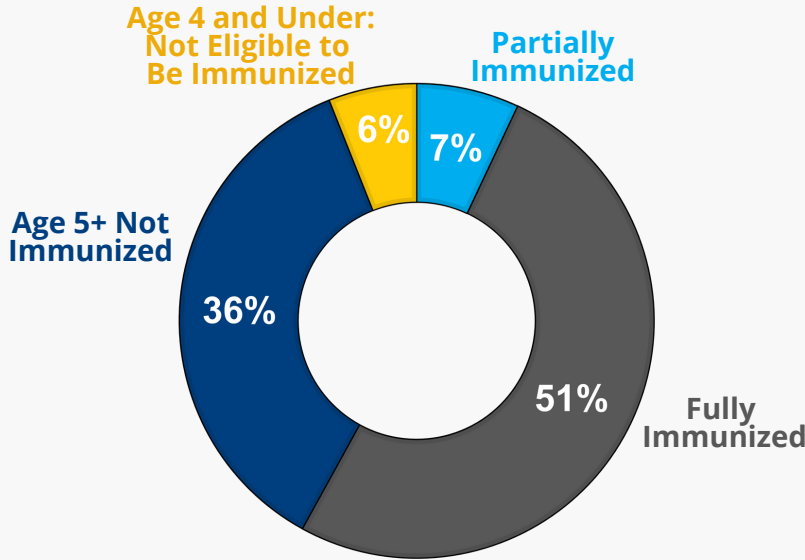


MONTANA COVID-19

February 2022 Data Highlights

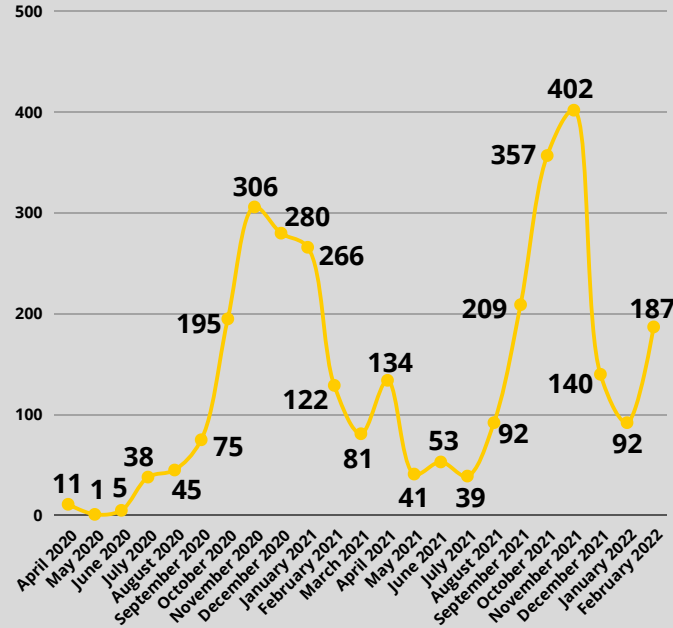
Immunization Status of Montana Residents

1,084,225 Total Population



Source: State of Montana CV-Dashboard
<https://montana.maps.arcgis.com/apps/MapSeries/index.html?appid=7c34f3412536439491adcc2103421d4b>, as of 02/28/2022

Montana CV-19 Deaths by Month



Source: John Hopkins University: Coronavirus Resource Center
Deaths are listed by date reported
<https://coronavirus.jhu.edu/region/us/montana>

28,056

Vaccine Doses Administered Administered in February

1,406,161

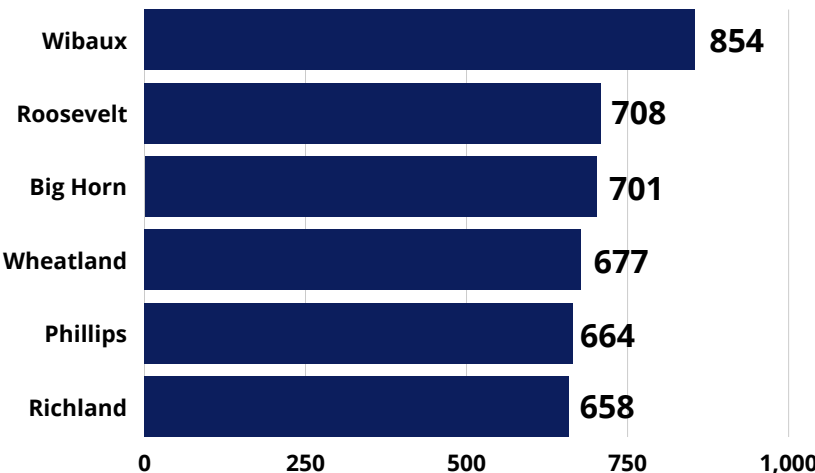
Total Vaccine Doses Administered

272,605

Total Booster Doses

Source: State of Montana CV-Dashboard: <https://montana.maps.arcgis.com/apps/MapSeries/index.html?appid=7c34f3412536439491adcc2103421d4b>

Counties With the Highest CV-19 Deaths per 100,000 Residents



Counties With the Highest Fully Vaccinated Rate

Counties	Percentage*
Missoula	65.69%
Deer Lodge	65.39%
Silver Bow	64.92%
Glacier	62.71%
Gallatin	62.52%
Hill	60.44%

*Percentage based on population age 5 and older

Source: State of Montana CV-Dashboard: Demographic Information for COVID Cases: <https://montana.maps.arcgis.com/apps/MapSeries/index.html?appid=7c34f3412536439491adcc2103421d4b>